

**DISCOVER  
THE NEW  
FSA E-SYSTEM  
APP**

---



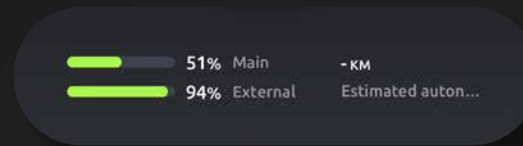


The FSA E-SYSTEM APP was designed to be light, efficient and user-friendly. From the APP you can control the status of your system and update the system firmware in the easiest way. You can also check eventual failure or errors.

# HOME PAGE



Directly from the HOMEPAGE is possible to have a fastest check of the Battery status, and the remaining range.



Clicking on the button below is possible to enter in the two main section of the app:

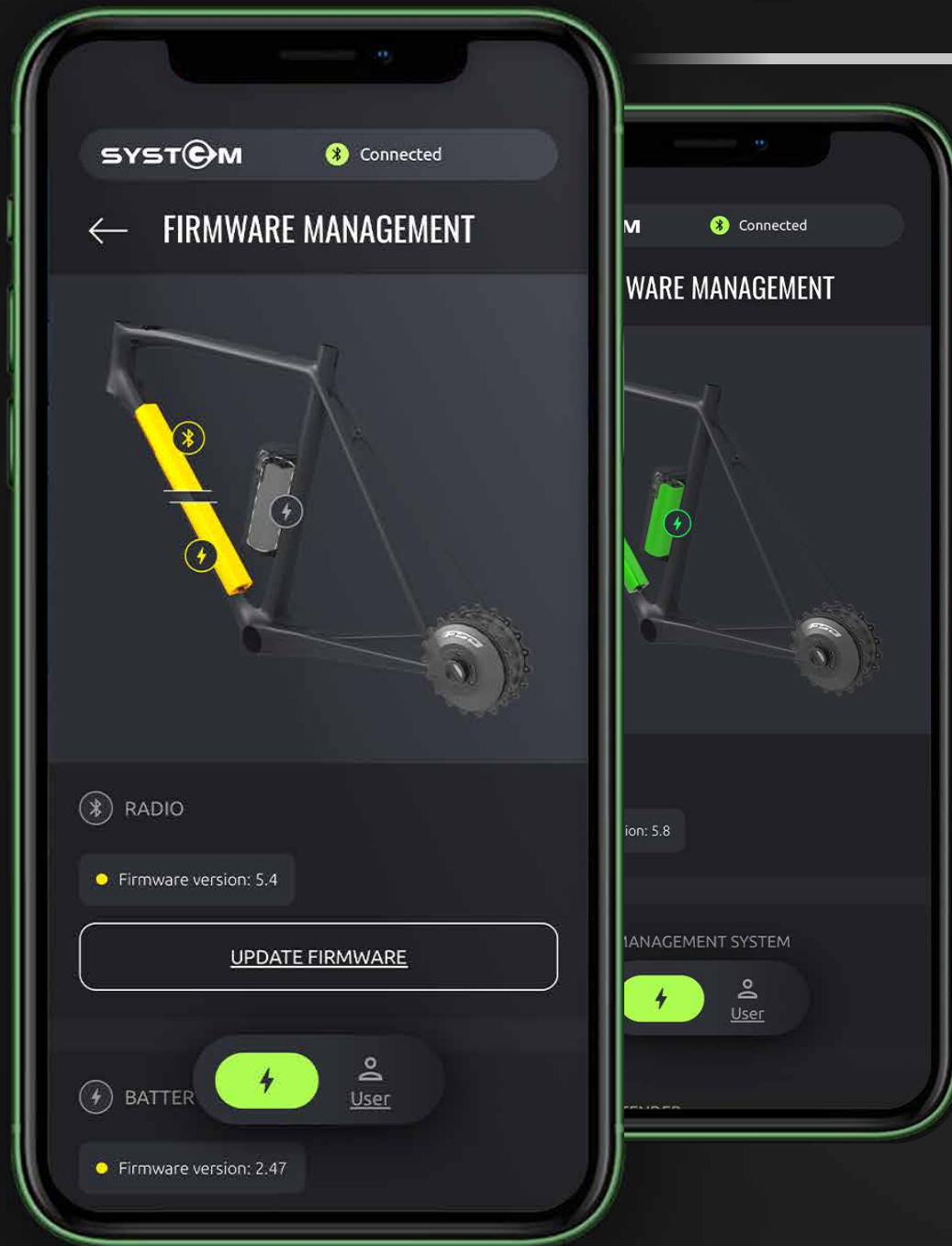


## FIRMWARE MANAGEMENT



## MANAGE DIAGNOSTICS

# FIRMWARE MANAGEMENT



In the FIRMWARE MANAGEMENT section is possible to check and update the firmwares of each part of the system.

The installed firmware version is indicated, and clicking on the button "UPDATE FIRMWARE" the procedure will start

The Updatable parts are indicated in yellow, and turn green when the firware is updated at the latest release.

# DIAGNOSTICS MANAGEMENT



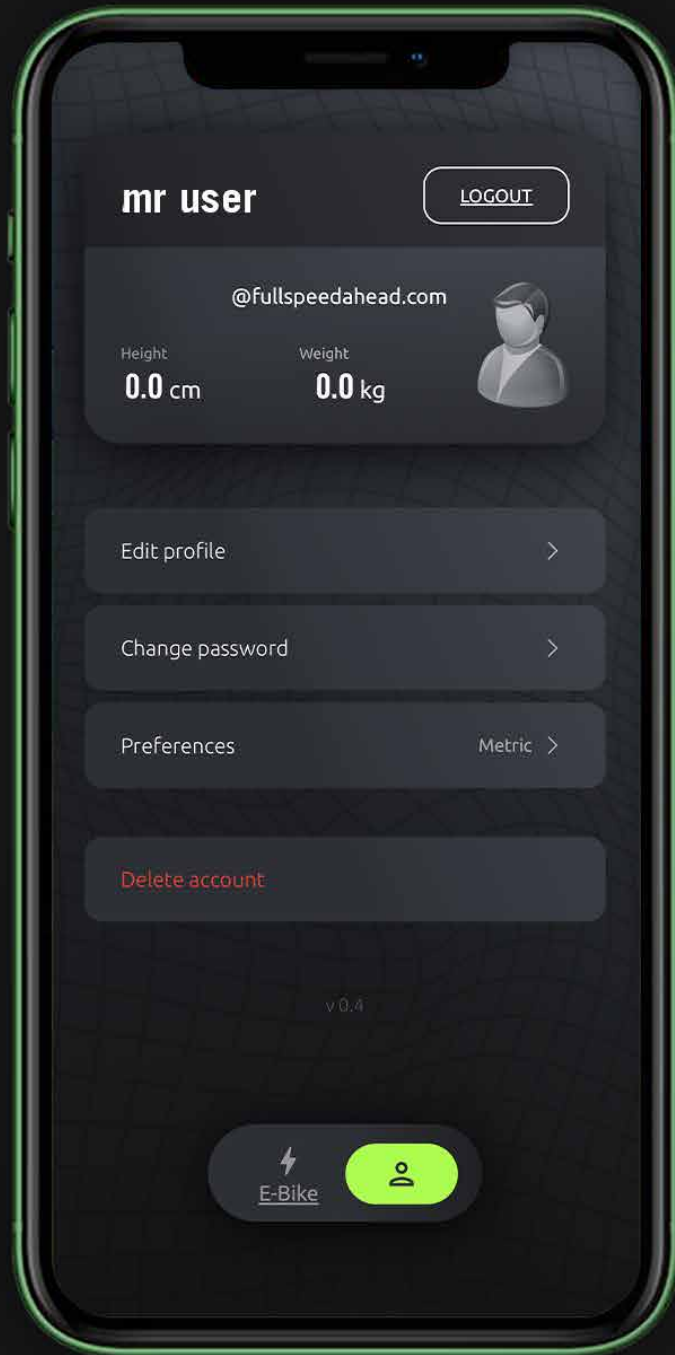
In the DIAGNOSTICS MANAGEMENT section is possible to run a complete check and generate report.

Clicking on the column is possible to focus on each part of the system and check all the datas.

The last section of the report is dedicated to the eventual failure or error of the system. They will be indicated with a code.

In the manual the error list is reported with the codes.

# USER PROFILE



This section includes all the personal information of the User. the upper part is an overview of the information inserted during the registration process

Is possible also to change the profile informations, change the password or switch between METRIC and US measurement system.

Clicking on “DELETE ACCOUNT” the profile will be removed from FSA database and will not be possible to use the app with the previous user ID.

# DOWNLOAD LINKS

*CLICK ON THE LOGOS OR SCAN THE QR-CODE TO BEGIN THE DOWNLOAD*



**IOS**



**ANDROID**

